

























# TRAILER HITCHLOCK HITCH IDENTIFICATION CHART

Item	Description	Fits Hitch
AW		 Avonride/Knott
P6E/2		 To fit Knott KQ14 on P6E Trailer <b>2004 onwards</b>
P6E		 To fit Knott KQ14 on P6E Trailer <b>Pre 2004</b>
BR20		  Bradley autohead GA3500    Bradley autohead GA2750
DM		  Standard Alko & Albe
KN		 Knott K35, K27 & K20

# TRAILER HITCHLOCK HITCH IDENTIFICATION CHART

All reference numbers are corresponding to the hitch head not the draw bar plate.

Item	Description	Fits Hitch
SA9		 Bradley Doublelock D5050
LW		 To fit AlKo AK7 on 60mm box with stand
BR10		 Bradley Unbraked 2600kg
BT		 Brenderup KFT100-1040 Hitch
LT		 Alko box tube hitch 2 x 50mm box found on Jet Ski & Light Trailers

**NOTE:** Some Bradley hitch heads are fitted with excessively long fixing bolts. These may need cutting to within two threads of the lock nuts.